

LE DEPART






LE PLOMPAGE DE LA SALLE DIAGNOSTIQUE




LA POSE DES PANNEAUX ISOLANTS

















Plombage paroi interne





POSE PAROI INTERNE PLOMBEE





PREPARATION LOCAL DES SERVICES









Installation groupe externe climatiseur



FINITION INTERNE










Amenagement électrique local service







Pose chassis porte local service



Montage onduleur 10KVA





REALISATION PAVEMENT





← Poste de travail radiologie →





INSTALLATION APPAREILLAGE RADIOLOGIQUE






GENERATEUR RX








FABRICATION ET POSE PORTES INTERNES



INSTALLATION GROUPE ELECTROGENE

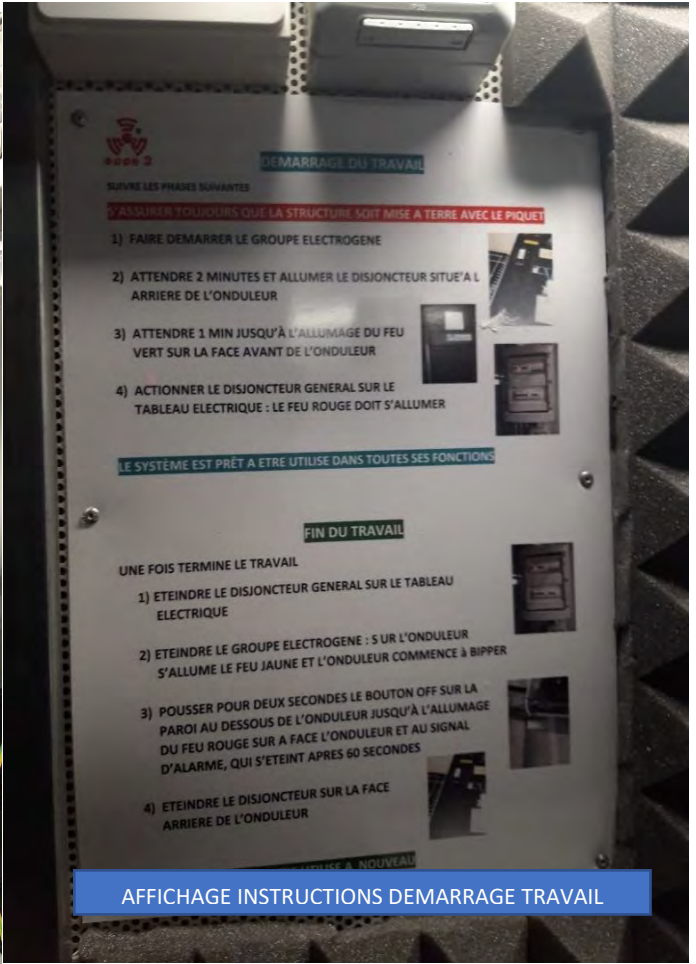


ECHAPPEMENT EXTERNE DEMONTABLE





INSONORISATION LOCAL SERVICE



AFFICHAGE INSTRUCTIONS DEMARRAGE TRAVAIL



Alarm

Status

2130

58.8Hz

0.8Hz

0.8kW

8%

8RPM

Load

Mains

Auto

Start

Close

Open

Close

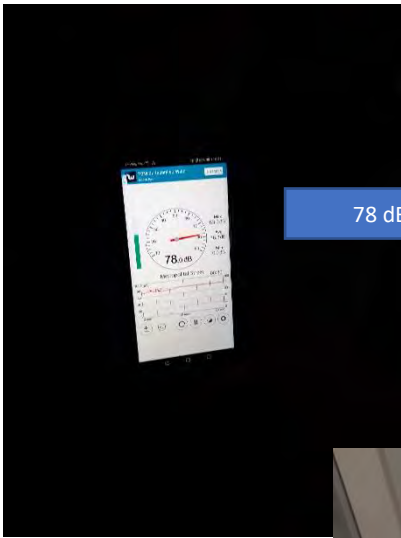
Open

Genset


Manual

Stop







78 dB local service




58 dB local comamnde




FABRICATION ET POSE RAMPE D'ACCESS




← Construction rampes d'access →










RESULTAT FINAL







PREPARATION POUR LE TRANSPORT







LE DEPART...







SGCU

333200 7
25G1

MAX. GROSS 30.480 KGS
67.200 LBS

TARE 2.285 KGS
5.040 LBS

NET 28.195 KGS
62.160 LBS

CU. CAP. 37.4 CUM
1.320 CUFT.

ATTENTION FOR TRANSPORT
UNITS CARRYING HAZARDOUS
MATERIALS
SEE REGULATIONS



LeaTrailer

70 80

XA 115DV



DIESEL CAR
by FINAZZI srl

NOTRE CHEF DU CHANTIER

